



SPOT / FIRST MORNING VOID URINE COLLECTION KIT

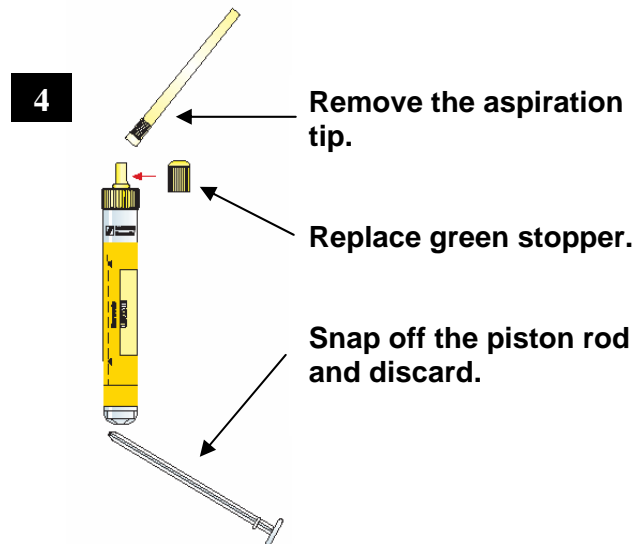
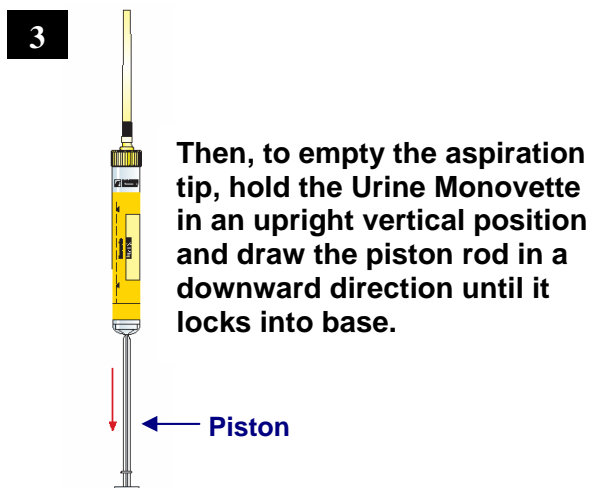
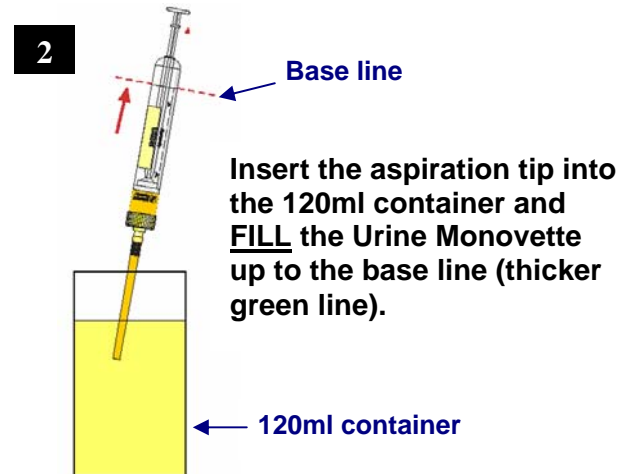
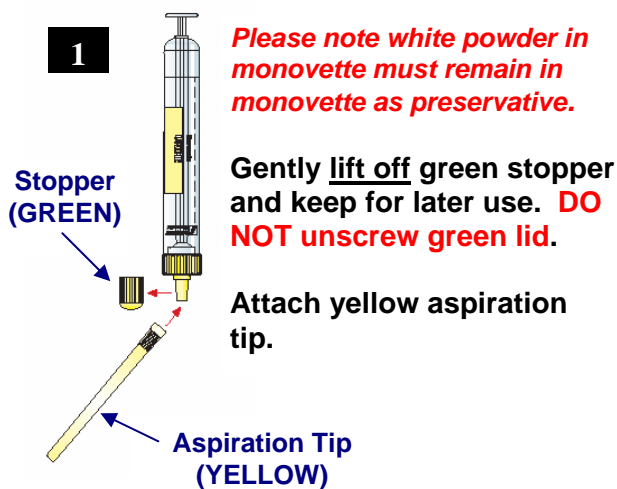
CONTENTS

1 x 120ml Screw cap container
1 x Urine monovette
1 x BioHazard specimen bag

1 x Reply Paid padded envelope
1 x Request form
1 x Urine Monovette Collection Instructions

- Collect your first morning urine into the 120ml screw capped container.
- Peel open and assemble the 10ml green Urine Monovette and the yellow canula as per instructions below.
- Label the Urine Monovette with your full name.

URINE MONOVETTE COLLECTION INSTRUCTIONS



5 Complete details on adhesive sticker (full name, date of birth and Total Volume). Place sticker on Monovette. Place Urine Monovette into resealable section of BioHazard bag and seal.

6 Complete the information on the Pathlab request slip. (Patient details, Credit card details).
NOTE: Ensure Total Urine Volume collected is noted on request slip.

7 Place request slip and specimen into Reply Paid envelope and send to Pathlab by post.